



# VBA

(200-220)

## FLIGHT

THE OFFICIAL PUBLICATION OF THE VIRGINIA BOWHUNTERS ASSOCIATION

FLIGHT NO. 2

MARCH/APRIL 1994

VOLUME 36

***Sure Wish October  
Were Here!***



*Above: R. Douglas Miller  
Right: Donnie Frenier  
and Steve Pheiffer*





## V.B.A. OFFICERS

John Street, President  
109 Smokehouse Lane  
Williamsburg, Va. 23185  
804-229-2746

Dave Proctor, Executive Vice  
President and Flight Editor  
3730 Singers Glen Road  
Harrisonburg, Va. 22801  
703-867-0231 (home)  
703-828-4663 (work)  
703-828-4862 (fax)

Rob Pecora, Field Vice President  
Route 1, Box 512A  
Hume, Va. 22639  
703-364-2158 (home)

Clinton Western, NFAA Director  
110 Dogwood Lane  
Vinton, Va. 24179  
703-890-3072

Ann R. Boyd, Corresponding Secretary  
154 Wilkins Drive  
Winchester, Va. 22602  
703-722-9536 (VBA)  
703-667-1320 (home)

Scarlet Rucker, Recording Secretary  
P.O. Box 1263  
Galax, Va. 24333  
703-236-9659 (home)  
703-236-1736 (work)  
703-236-1716 (fax)

C. D. Miller, Treasurer  
P.O. Box 130  
Chilhowie, Va. 24319  
703-646-2350

Dennis LeFever, VBA Field Governor  
Rt. 6, Box 7015  
Gloucester, Va. 23061  
804-693-9449

Bob Seltzer, Hunting Vice President  
7588 Woodstown Drive  
Springfield, Va. 22153  
703-644-9708 (home)  
703-695-2621 (work)

John McLaughlin, Conservation  
Vice President  
119 Polk Drive  
Manassas Park, Va. 22111  
703-368-7308 (home)  
703-883-6089 (work)

John Stockman, NBEF Director  
1301 North Utah St.  
Arlington, Va. 22201  
703-524-3389 (home)  
703-418-6888 (work)

FLIGHT NO. 5

VOL. 35

Published Bi-monthly  
Dave Proctor, Editor  
3730 Singers Glen Road  
Harrisonburg, Va. 22801  
Bulk Rate Postage  
Paid at Bridgewater, Va.

## Flight Deadline

The deadline for the January/February issue of FLIGHT will be **May 23, 1994**. Submit your articles of interest to the editor prior to that date. I encourage readers to send in letters to the editor. Remember, this is *your* newsletter.

## Bowhunting Committee Report

The Bowhunting Committee met Saturday, March 19. Several topics were discussed to help promote the bowhunting concerns of our organization.

First: the Committee is working to establish a workshop for bow tuning and hands-on help in shooting to offer local clubs and organizations. The first step is taking the NFAA Certified Instructors Course. This course will be given the weekend of April 22-24 at Cub Run Archers. Anyone interested in taking the course should contact John McLaughlin as soon as possible. The cost is \$60 per person.

Second: The Committee is discussing the possibility of setting up a game award contest. Prizes for largest rack scored by Pope & Young officials, largest buck by weight, and largest doe by weight. We will look into having prizes donated for the contest. This will

be open to all VBA members at no cost. We also discussed the possibility of having a banquet to go along with the game contest. We will discuss this further at our next meeting. If anyone knows of or can arrange for donations for awards, please contact Mark Lohr at 703-465-4065. We would like to award a guided hunt or archery equipment.

Lastly: The Committee is dedicated to promoting the International Bowhunters Education Program. A course to teach instruction will be given in June. We urge all clubs to host a course for your members and others. This is a great way to get new bowhunters familiar with your club. If you are interested in hosting or taking the course, please contact John Stockman. Addresses and phone numbers for both Johns can be found in the front of this publication.

— Rob Pecora

## Bowhunter Instructor Course

On June 4, 1994 a Bowhunter Instructor course will be conducted at Bowhunters of Rockingham clubhouse in Harrisonburg, Virginia. The purpose of the course is to train new instructors and to update existing instructors. The course will provide advice on teaching methods, course content, and training aids used in presenting the basic National Bowhunter Education Program (NBEP).

The NBEP is a 10-hour course of instruction covering the fundamentals of safe, ethical bowhunting. The course is now mandatory in several states and several more are in the process of making it a requirement to bowhunt. The NBEP is not required on a statewide basis in Virginia. However, some military reservations and game refuges within the state require bowhunters to complete the basic

course prior to hunting.

Persons desiring to become an instructor must be at least 18 years of age and must have attended the basic NBEP course. Individuals attending the workshop as new instructors will be required to complete a background investigation application.

The instructor workshop is open to all instructors and is especially recommended for those who have not yet taught a course. A special invitation is extended to prospective female instructors. More and more women are becoming bowhunters yet we have only a few female instructors.

If you have any questions regarding the course, including the location of basic qualifying courses, please call John Stockman at 703-418-6888 (work) or 703-524-3389 (home). The course will begin promptly at 9 a.m.

## VBA Quarterly Meeting Results

- Increase VBA dues, full \$4 for head of household, effective January, 1995 — PASSED.
- Change *Flight* publication to quarterly instead of bi-monthly, effective 1995 — PASSED.
- Change pin shoot fees to \$5/first member, \$4/second member, \$3/additional member, effective immediately — PASSED.



# Hunting Vice President's Report

## ramblin' 'round

Well, to start with we can congratulate ourselves for doing a fair job in stopping House Bill 600 which would have given the counties the authority to stop the use of archery equipment, and though we didn't stop it altogether, we were able to significantly reduce the impact of House Bill 1103 which would have allowed disabled persons, who could not otherwise use conventional archery equipment, to use crossbows. While the VBA is certainly not against disabled persons in any way, we are against the use of the crossbow, especially in archery season. House Bill 1103 currently allows use of the crossbow by disabled persons on their own land. Hopefully, the Game and Inland Fisheries, or Department of Wildlife Resources as it hopes to become, will consider our views about strictly limiting any use of the crossbow, and if allowed at all, then only in the regular firearms season. A reminder at this point: letters and petitions to legislators to let them know what we are for or against are much more mean-

ingful than phone calls. This is especially true when those phone calls are abusive. Several legislators remarked that their staffs had received verbal abuse from some of the bowhunters calling in against House Bill 600. Hopefully, none of these archers were members of the VBA. We gain nothing by being abusive.

It seems the number of applicants for the Bill Bennet Award is down, not so unlike the number of members. I do still have awards for some of the clubs who haven't had representatives at the last two VBA Quarterly Meetings. Club reps need to make arrangements with me to receive these awards.

In my last letter in *Flight* I asked for input on what you thought the VBA could do to increase its membership and do for the bow hunter. I received no letters and no phone calls. Ambivalence will not increase our numbers, better our sport or protect our right to pursue game with a bow. We must increase our numbers or we won't always be able to defeat at-

tempts to restrict and do away with our sport.

As a matter of interest, I wonder how many traditional bowhunters we have in VBA. There certainly weren't but a few applying for the Bill Bennett Award. What about bowyers? Are any of you making your own bows? I would really like to hear from the traditional hunters and from any bowyers we have in our membership. I have, with the help of a good friend, started making flatbows. My next one will be made from osage. So far it's been a lot of fun and hard work with one or two minor setbacks (like a blown limb). It's relaxing, not to mention rewarding when you can shoot a bow you've built yourself. I owe my friend Bill many thanks for getting me started and having patience with my mistakes.

Enough "ramblin' 'round" for now. Enjoy the beautiful spring weather. Get out and shoot that bow. Hope to hear from some of you soon.

— Bob Seltzer

## 1994 VBA Schedule

April 30 & May 1  
 → Sherwood Dogwood Annual FAH M 8-1, 8-10  
 May 1, Sun.  
 Warwick Silver Bow Annual F/H M 8-11 \$10  
 May 1, Sun.  
 Cub Run FITA Field Championship 10am  
 Wythe P F/H 10-12 \$4.00  
 Dixie 3-D T C 9-1 \$10.00-5.00  
 → Loudoun P F/H 8-1 M  
 May 7&8  
 Massanutten Annual Trophy F/H 8-12  
 Princess Anne Silver Quiver Annual T M C 8-12 \$10.00.  
 May 7, Sat.  
 → Belvoir P H C \$8.00-\$4.00  
 Staunton River P F C 9 \$4.00  
 Triangle P 10am SG \$4.00  
 May 8, Prince William P F/H SG 10am  
 May 14 & 15  
 → VBA STATE OPEN Sherwood, Rke. \$15.00  
 May 21&22  
 → Loudoun Annual T F/H M 8-1  
 May 21 Sat.  
 Bear Creek P F/H C 10-12  
 Augusta 3-D P C 9-3  
 May 22, Sun.  
 Kingsboro Annual T H SG 10am \$10.00  
 Buggs Island P F SG 10 \$4.00  
 Rockingham T F/3-D C 8-12  
 May 28, Sat. Kingsboro 3-D T M 9-1 \$5.00  
 May 29, Sun.  
 Dixie Annual Tomahawk T F M 9-1 \$10.00  
 Wythe Walter Dillow Sr. Annual T F/H C 10-12 \$8.00  
 Walton Park P H C M 9am \$4.00  
 Dickerson P F C 9-12

June 4&5  
 Triangle Archers Annual William Tell T M F/H  
 Novelty 10-11am BD \$8.00  
 June 5, Sun.  
 → Seminole Billy Ingram Memorial  
 T F/H 9-12 \$10.00  
 Kingsboro 3-D T C M 9-1 \$5.00  
 Dixie 3-D T C M 9-1 \$10.00-5.00  
 → Loudoun P F/H C M 8-1  
 June 11&12 VBA Meeting, Charlottesville  
 State Championship Bids  
 June 11 Sat. Septa 3-D T M 9-1 Member \$5  
 Non-Members \$10.00  
 June 12, Sun.  
 Rockingham P F 3-D C 8-12  
 Dickerson P H C 9-11:30  
 Septa P F M 9-12 \$4.00  
 → Massanutten P F/H M 8-12 \$4.00  
 June 18&19  
 → Two Rivers Annual T F/H M 8-3, 8-12 \$8-5-3,  
 Coon Shoot Fri. & Sat. Nights  
 June 18, Sat.  
 → Belvoir P 3-D C 8am \$6.00  
 Staunton River P H C 9am \$4.00  
 Bear Creek P F/H C 10-12  
 June 19, Sun.  
 → Manahoac P F/H C 9am \$4.00  
 Sherwood P H C 11-1  
 Princess Anne P F SG 10 \$4.00  
 June 25&26  
 → Mid-Atlantic Championship, Newport News  
 Augusta Annual 3-D A P 9-3,9-2 coon shoot  
 on 25th.  
 June 26, Sun. Shenandoah P F/H M 8-12  
 \$4.00  
 July 2&3  
 → Manahoac Annual Totem Pole T F C 9am  
 \$10.00.

Buggs Island Big Apple T F M C 8am \$10,  
 \$25 per family.  
 July 3 Sun. Dixie 3-D T C 9-1 \$10-\$5  
 July 9&10  
 → Cub Run Safari T A 9-3, 9-1  
 Augusta 3-D T P C 9-3, 9-2  
 July 9, Sun. Septa T 3-D M 9-1 \$10-\$5  
 July 10 Sun.  
 → Bear Creek Rhododendron Annual Classic T  
 F/H 10-12.  
 New River Annual T F/H SG 11am \$8  
 Princess Anne P H SG 10am \$4.00  
 Shenandoah P F/H C M 8-12 \$4.00  
 July 16 Massanutten Cub and Youth  
 Championship, T F SG 10am FREE.  
 July 17, Sun.  
 → NORVA P 3-D A C M 9am \$4.00  
 Staunton River P F/H 9am \$4.00  
 Rockingham P F/3-D C 8-12  
 Massanutten P F/H M 8-12 \$4.00  
 Wythe Billy Rakes Memorial  
 T 3-D C 10-1 \$8.00  
 → July 25-29 NFAA Nationals  
 July 23&24  
 Augusta 3-D/F C 9-3, 9-2  
 July 23 Sat.  
 → Manahoac T 3-D C 9am \$9.00  
 Kingsboro T M 3-D C 9-1 \$5.00  
 July 24 Sun.  
 Seminole P H C 10 \$4.00  
 Warwick P F&3-D SG 10 \$4.00  
 Dickerson P H/A M 8-12  
 Shawnee P F/H C 8-12  
 → July 30 Sat. Belvoir Annual 3-D Shoot-out T C  
 8am \$10.00.  
 July 31, Sun. Two Rivers P F/H C M 8-12  
 \$4.00

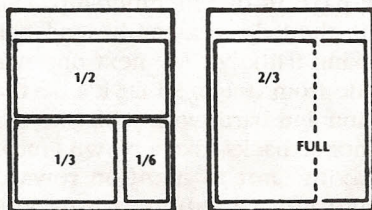


*flight*

### Advertising Rate for Flight

1/6 page 2 3/8"x5" \$20.00 1/6 page  
1/3 page 5"x5" \$35.00 1/3 page  
1/2 page 7 1/2"x5" \$60.00 1/2 page  
2/3 page 5"x10" \$70.00 2/3 page  
Full page 7 1/2"x10" \$100.00 Full Page

(Price is based on camera ready art.)



## 29th Annual Gold Cup Archery Spectacular

June 3, 4 & 5, 1994

28 Field Targets (or)

28 3-D Animal Targets

Gold Cup Round

3-D

Casual and/or Multiple Registration Both Days

• Saturday, 9:00 to 5:00

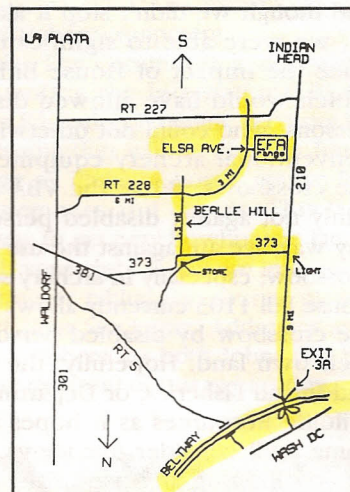
• Sunday, 9:00 to 12:30

• Cards Must Be In Sunday at 4:30

- Bring the whole family.
- Events will start on Friday night at 9 p.m. with the famed Coon Shoot. (2 D-cell flashlights only). Awards will be given to the winners and there will be a free hot dog roast for all shooters.
- Saturday both ranges will be open, one with 28 field targets, the other with 28 3-D targets.
- Also on Saturday night we will be having a spaghetti dinner with all the trimmings, free to all shooters.
- Sunday we do it all again and hand out awards to all winners. Also, many door prizes will be given away.
- As always, free camping is available.
- Food and beverages will be available on the range and at the Club House.

Walt Weslocky (301) 297-7170

Dennis Spears (301) 372-0004



## SHERWOOD ARCHERS

Host

Annual Dogwood

April 30 - May 1, 1994

Multi-Casual

Saturday 8-1 Sunday 8-10

One Time Registration

For the Weekend - Saturday & Sunday

\$10.00 Single \$25.00 Family (3 or more)

**AWARDS**

4:30 p.m. on Sunday

**TROPHIES**

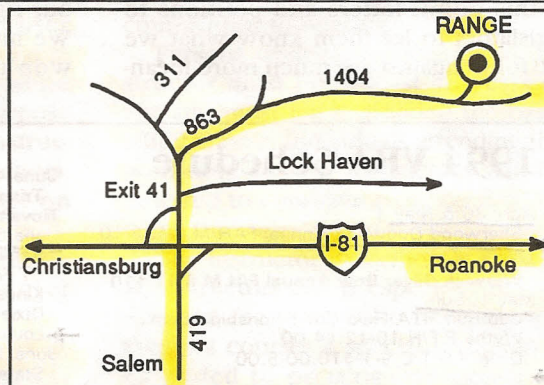
All Classes

**SHOOTING**

Saturday & Sunday

**SATURDAY NIGHT DINNER**

Smoked Pork Shoulder with all the fixins \$5.00



14 Field

14 Hunter

14 Animal

Must Shoot

All Three

For A Round

### PLACES TO STAY:

- Primitive Camping Available At Sherwood.
- Quality Inn Roanoke, Salem, (1-800-221-2222)
- Econo Lodge, East Main St., Salem, (1-800-446-6900)



## Full Moon Arising

by Owen Shifflett

A full moon is a beautiful sight. It bathes the earth with a soft glow at night. This is a good time to take a stroll hand in hand with your dear one and think of romance. In medieval times it was thought that some people could become a werewolf in the full moon. Of course, with age, you only become a waswolf.

Be that as it may, the full moon is not very helpful when you are hunting your deer one and thereby hangs a tale.

It is very frustrating to get on your stand around 3 p.m. every evening and not see a deer. Shortly after getting down, the full moon arises and you and your buddies meet back at the vehicles and cuss, discuss, and toast the beautiful moon.

While hunting in West Virginia about a month previous, Jerry Blank and I read an article by an outfitter that discussed the effect of a full moon while hunting whitetails. He would put his hunters on stands before daylight and would pick them up around 11 o'clock. His hunters reported that the majority would start seeing deer around 10-11 o'clock.

Our friend Jim Melton was hunting faithfully in the p.m. and seeing nothing. Since Jim was off work on December 1 (full moon), Jerry advised him to get on his stand about 10 a.m. and stay on until about 1 p.m.

Jim took Jerry's advice and entered his stand at 10 a.m. By the time he put on his safety belt and got situated, sat down and looked around, there was a deer coming right by his stand at 10:25. Jim, being the cool dude that he is, carefully drew his bow, aimed and surprise, surprise! he connected. I am adding this because previously, Jim had seen a number of deer and had 101 excuses for not having a shot. I surpass Jim on excuses with 102.

Jerry and I arrived about 11:30 and tied Jim to his truck so that he would not float off in euphoria. After some discussion, Jerry and I went to

hang our stands. I had previously scouted an area and found some good trails, horned trees and some scrapes.

There were a number of trails through the area. Jerry set up one trail and I picked another and we put up our stands even though we were only about 35-40 yards apart. We could sit in our stands and see each other. We were now set up for the next a.m.

We settled in our stands about 10 a.m. on December 2. Everything was quiet and it was a beautiful morning for hunting. About 10:30, I gave three to four grunts on a grunt tube and a few minutes later, Jerry grunted on a softer, lower pitched tube. We waited about 15 minutes and we followed the same sequence. Shortly thereafter, I heard noise coming from behind me. I glanced over my shoulder and it looked like the woods was full of deer and they were going to come right by my stand. It was late in the season and I had decided to take the first opportunity. I eased up and came to full draw. The first deer was a fawn, the second and third looked good, so I settled in on the third one and released. It was a good shot. The deer behind hesitated and then came on. Since it was legal to shoot two deer per day, I loaded up again and as each deer went by, I whistled to try and stop it. I had forgotten

all about Jerry. Five more deer went by me and while I was whistling, I heard Jerry shoot. I could tell by the sound that he had connected.

I did not know until later, that the deer went by my stand and right under Jerry's stand and milled around. He came to full draw, selected a deer and about the time he would release, I would whistle and the deer would jump. He would twist around, pick another, and I would whistle. He related to me in very kind words (?) what he wished he could have done with my whistles. He finally had one stand still long enough to get off a shot. As usual, with his luck, he connected with a huge doe. It looked like a mule deer.

We stayed in our stands for 20-30 minutes. The deer I had shot had laid down about 30-40 yards from my stand. While sitting there, I observed the actions of the other deer. They milled around and one curious doe started sneaking down to where I had shot my deer. She came a distance of about 25 yards and I was ready. Jerry was watching this from his stand and we both thought I would get another shot. As usual, she stopped about two steps from the opening and returned to the group. They milled around the downed doe for 15-20 minutes and finally they walked on up through the woods.

We descended from our stands. Jerry's deer was down about 40 yards from his stand. After mutual congratulations and a few gentle words from Jerry about my whistles, we proceeded to field dress our deer. We noted that both does' tarsal glands were dark brown in color indicating that they were in full estrus. This could be the reason they responded to our buck grunts.

This was a great hunting experience. We both harvested deer within a minute of each other and could observe all the action. We cannot guarantee the effects of a rising moon, but we will surely try again next year.





## Club News

### Two Rivers Archery Club

TRAC will hold its Annual Trophy Shoot the weekend of June 17 - 19. We will have a Coon Shoot both Friday and Saturday nights starting at dusk. As always, we roast a hog for meals Saturday and Sunday. We will also have many donations of delicious food items for your pleasure. We will shoot the standard field/hunter rounds both days. We are also planning novelty shoots and raffles. Camping is available at the range, so come and spend the weekend with us.

We also plan to start shooting 3D targets on Wednesday evenings starting this summer. Casual and multiple registration and cash prizes will be similar to last year's. Contact Rob Pecora for more information.

TRAC is holding a raffle to raise funds for the building of an indoor range. Cash prizes will be awarded throughout the month of June. Please support our efforts by purchasing tickets. Again, contact Rob for more information.



### Stanton River Archery Club

Stanton River Archery Club will host a benefit shoot on April 16 for the VBA general fund. Registration times will be 9 a.m. until 12noon. Fee will be \$8.00. All proceeds will go to the VBA general funds. Stanton River challenges all clubs to hold similar shoots for the benefit of VBA. We will have 20 3-D targets/2 arrows per target/different stakes/scoring 10-8-5-/. We will also have novelty targets. Hope to see you there!

## VBA State Indoor Championship 1994

AMFS, Senior							
Joe Herbert	300	57	300	52	600	108	SC
Dan Arnett	244	9	237	9	481	18	2nd
AMFS, Pro							
Dale Rucker	298	45	299	51	597	96	SC
AMFS, A							
Rodger Willett	300	59	300	59	600	118	SC
Bill Hamlin, Jr.	300	57	300	57	600	114	2nd
Kendall Woody	300	55	300	54	600	109	3rd
Duane McIntyre	299	49	300	44	599	93	
A. J. Rosenerock	300	55	299	51	599	106	
Robert Kenley	299	39	298	39	597	78	
Frankie Farley	300	40	295	49	595	89	
James Lowe	296	41	299	41	595	82	
Steve Lowe, Sr.	297	38	298	38	595	76	
John Hughes	296	36	299	37	595	73	
Bill Hamlin, Sr.	292	27	297	35	589	62	
David Rutherford	295	31	292	30	587	61	
Rob Pecora	289	32	291	21	580	53	
Bobby Norris	286	28	292	32	578	60	
Donald Corner	300	43	INC		300	43	
AMFS, B							
Mark Lohr	286	20	296	28	582	48	1st
John Stewart II	287	25	290	20	577	45	2nd
Greg Pettit	287	29	288	19	575	48	3rd
Tim Rutherford	284	25	282	21	566	46	
Jim Thompson	282	26	276	14	558	40	
AMFS, C							
William H. Hubbard	269	13	278	16	547	29	1st
Doug Lester	260	11	282	19	542	30	2nd
Ray Hicks	256	10	217	3	473	13	
Thomas Owens	INC		INC		0	0	
Terry Evans	INC		INC		0	0	
AFFS, A							
Robin Vogel	294	31	298	36	592	67	SC
Sandra Volk	292	23	296	22	588	45	2nd
Brenda McCauley	293	27	293	27	586	54	3rd
AFFS, B							
Shannon Stewart	280	12	267	8	547	20	1st
Kay Manning	271	18	268	8	539	26	2nd
AFFS, C							
Debbie Maricle	269	8	279	19	548	27	1st
Barbara Seale	257	9	243	8	500	17	2nd
YAMFS, A							
Bobby Joe Norris	300	51	300	52	600	103	SC
Rodney Gleason	299	43	297	39	596	82	2nd
YAFFSL, B							
Tanya Heaster	285	17	272	15	557	32	SC
YMFS, A							
Bobby Lowe	268	14	288	27	556	41	SC
Jamie Thompson	273	11	257	8	530	19	2nd
YFFS, B							
Traci Manning	213	2	224	4	437	6	SC
CMFS							
Steven Lowe, Jr.	287	19	282	18	569	37	SC
Joe Smith	217	5	218	5	435	10	2nd
Jordan Street	157	1	158	0	315	1	3rd
CFFS							
Stephanie Hughes	270	8	278	14	548	22	SC



## VBA State Indoor Championship

(Continued)

AMFSL, A						
Drew Bainbridge	293	39	294	33	587	72 SC
Giles Gilley	284	23	288	27	572	50 2nd

AMFSL, B						
Earl Cash	285	21	283	14	568	35 1st

AMFSL, C						
George Beeler	225	6	241	9	466	15 1st

AFFSL, B						
Anita Webb	283	22	281	15	564	37 SC

AFFSL, C						
Gail LeFever	235	4	INC		235	4

AMBHFS, Senior						
Wes Stigall	295	43	298	38	593	81 SC
Earl McCauley	297	31	292	38	589	69 2nd
William Udart	292	34	292	26	584	60 3rd
James Kyle	283	21	277	19	560	40
Russ Shannon	246	7	218	7	464	14

AMBHFS, A						
Clarence Bibee	297	32	297	43	594	75 SC
Frank Jones	293	35	298	42	591	77 2nd
Ronnie Dove	295	37	296	38	591	75 3rd
Richard Parker	296	30	295	40	591	70
Malcon Hodges	298	46	290	39	588	85
Jerry Thomas	299	34	INC		299	34
Jace LaRiviere	290	28	INC		290	28

AMBHFS, B						
James Rorrer	279	21	288	21	567	42 1st
John Stewart	283	15	280	16	563	31 2nd
Edward Stevens	274	21	285	23	559	44 3rd
Ron Lyon	276	15	280	15	556	30
James W. Baker	273	16	281	17	554	33
John Manning	279	13	269	16	548	29
Wayne Seale	265	10	267	9	532	19

AMBHFS, C						
Jack Wedding	256	13	273	12	529	25 1st
Robert Cox	261	10	263	10	524	20 2nd
Thomas Smith	257	13	248	6	505	19 3rd
John Smith	239	5	227	8	466	13

AFBHS, B						
Gwenda Willard	283	19	281	16	564	35 SC

AFBHS, C						
Tammy Rorrer	269	16	271	13	540	29 1st
Brenda Bibee	252	9	258	15	510	24 2nd

YMBHFS, A						
Jason King	258	7	270	10	528	17 SC

YFBHFS, B						
Denya Pecora	234	8	254	10	488	18 SC

CMBHFS						
Edward Stevens, Jr.	248	8	239	6	487	14 SC

AMBHFS, A						
Little	290	18	288	23	578	41 SC

AMBHFS, B						
Alan Lownsbery	283	25	284	23	567	48 1st
Bob Campbell	275	22	276	17	551	39 2nd
Jack Bradley	271	11	265	10	536	21 3rd

## VBA Raffle

The VBA Raffle is going great at this time. I would like to express my appreciation for the cooperation of all who have taken tickets. I would like to remind anyone who still has tickets to return the stubs with the money to me as they are sold. Anyone who took tickets and cannot get them back to the person who gave them to you, may return the stubs and money back to me.

Thanks again for your cooperation in making this raffle a success.

C. D. Miller  
P. O. Box 130  
Chilhowie, VA 24319



Mel's

Pro



Shop

Bradford Square  
Shopping Center  
13623 Dumfries Rd.  
Manassas, Va. 22111

Store Hours: Mon.-Fri. — 1 p.m. to 9 p.m.;  
Sat. — 10 a.m. to 6 p.m.; Sun. — Closed

*"If I ain't got it, I'll get it"*

June Lawrence  
Phone 703-791-3070

Oneida Eagle, Hoyt, Martin, XI,  
PSE, Golden Eagle, Bear/Jennings  
Compound Bows

"Authorized Service Center"

Complete line of  
tournament and hunting  
equipment

Gift Certificates Available



## Bowhunter Instructor Course

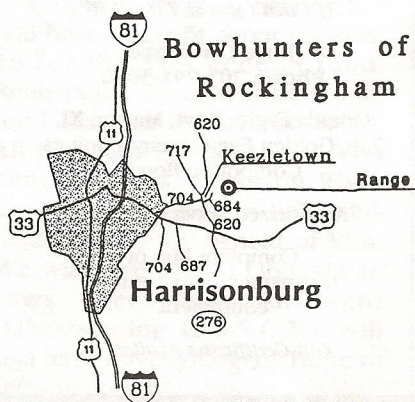
**Saturday  
June 4, 1994  
9:00 a.m.**

- *Updating Current Instructors*
- *Training New Instructors*
- *Advice on teaching methods, course content and training aids used in presenting basic*

**National Bowhunter  
Education Program**

**at  
Bowhunters of  
Rockingham  
Clubhouse  
Harrisonburg, VA**

**For more information, call:  
John Stockman  
703-418-6888 (work)  
703-524-3389 (home)**



## VBA State Indoor Championship

(Continued)

### AMBHFSL, C

Mike Heaster	268	18	270	15	538	33	1st
James Sealock	262	17	272	13	534	30	2nd
Raymond Klabnik	236	6	245	8	481	14	3rd

### AFBHFSL, C

Linda Bradley	237	8	259	12	496	20	SC
Irene Stocksdales	252	9	240	11	492	20	2nd

### YMBHFSL, A

Nick Willard	247	6	257	9	504	15	SC
--------------	-----	---	-----	---	-----	----	----

### YMBHFSL, C

Lon Bickham	179	4	176	1	355	5	1st
-------------	-----	---	-----	---	-----	---	-----

### YFBHFSL, B

Heather Stevens	238	8	234	7	472	15	SC
Tara Campbell	213	7	256	9	469	16	2nd

### YFBHFSL, C

Jennifer Willard	89	0	98	0	187	0	1st
------------------	----	---	----	---	-----	---	-----

### CMBHFSL

Justin Campbell	166	1	109	1	275	2	SC
-----------------	-----	---	-----	---	-----	---	----

### CFBHFSL

Beth Pecora	93	0	100	0	193	0	SC
Chanell Lohr	87	2	78	0	165	2	2nd

### AMBH, A

Harold Farris	286	21	288	20	574	41	SC
Carol Willard	277	18	270	11	547	29	2nd
Paul Vogel	286	20	INC		286	20	

### AMBH, B

Chris Bruce	256	11	260	12	516	23	1st
-------------	-----	----	-----	----	-----	----	-----

### AMBB, A

Rick Stark	288	28	287	23	575	51	SC
Bill Keen	282	25	283	23	565	48	2nd
Phil Cantrell	284	23	270	18	554	41	3rd
Don DeVall	268	16	271	13	539	29	

### AMBB, B

Joe McManus	242	6	253	7	495	13	1st
Dennis LeFever	260	7	INC		260	7	

### AFBB, A

Kay McManus	289	19	293	33	582	52	SC
-------------	-----	----	-----	----	-----	----	----



**Ronnie Fletcher with his seven-point buck.**



## Starting Traditional Archery

by Greg Hise

My own addiction to archery started seven years ago when I bought my first longbow. The more I practiced target shooting, the more it convinced me this was also the way I wanted to hunt. I discovered that when using a stickbow, distance calculation wasn't necessary and I could make a shot at an odd angle or in a low light situation by instinctive ability that a compound bow could not afford me. That first archery season I harvested two white-tails, and I haven't hunted with anything but a longbow since. Over the years since my first longbow hunt, I've harvested Mountain Lion, Antelope, Bear and Whitetail Deer, all with traditional archery equipment.

This great sport has made a startling comeback, with traditional archery clubs springing up all over the United

States and Canada. With the advent of 3-D shoots, target shooting has become very popular, and indicates a substantial increase in the use of recurves and longbows. Many compound bow manufacturers now offer a line of traditional bows. Also in many small shops bowyers are turning out some excellent custom made traditional bows.

Some converts from compound bows see traditional archery as a new challenge; others have friends that shoot a stick bow and sooner or later their curiosity gets the best of them. Since instinctive shooting is so simple (and fun) traditional archers tend to shoot more year round, almost having an addiction to practice. One of the best ways to practice besides 3-D shooting, is roving stump shooting -

just walking through the woods shooting at clumps of dirt, rotten stumps, and knots in trees at animal height. Rubber blunts or Zwickey Judo points are perfect for this. I do this frequently taking my five-year old son and his 15# longbow; he too loves the sport and it gives us time together.

It takes a lot of quality practice to be proficient with a longbow or recurve (the key word here is *quality*). Flinging arrows one after another into a target just won't do it. You first need to study the mechanics of proper shooting form. An excellent instructive book on this is *Instinctive Shooting* by G. Fred Asbell; it is great reading for both beginners and the seasoned stick bow shooter.

*Continued on page 10*





(Continued from page 9)

## BOWS

After years of buying, selling and trading bows, I have found that J. D. Berry Archery Designs, South 6511 Plymouth Road, Spokane, Washington 99204, (509) 624-3317, make the finest longbows on the market today. The bows have great cast and you will notice absolutely no hand shock. Berry Bows are the most beautiful bows I have ever seen; beautiful works of art. In my humble opinion, these bows are the best, but for the novice bow shooter it would be wise to try out different longbows and recurves until you find one most suitable to your tastes. One excellent place to check out various bows is a 3-D shoot; most traditional archers are proud of their bows and probably wouldn't mind letting a stranger shoot if a few times.

One important thing to remember is not to over-bow yourself; if you have been shooting a compound, drop down in weight 10-15 pounds. By using a bow that may be too heavy for you, chances are you will get frustrated and lose interest in the sport. It's better to hit what you are aiming at with lower poundage, than to be a macho man with a too-heavy bow and end up spraying arrows all over your target.

Take one arrow for practice instead of a quiver full; this allows you to think about either what went wrong or what you did right as you are walking to the target.

## ARROWS

After purchasing a bow, the next important item (I believe even more critical than the bow) are your arrows. If they are not spined correctly for the bow, you will get an erratic flight, cutting down on penetration and accuracy.

When I first started shooting cedar wood arrows, I got together with a friend of mine, Tom Frye of Northern Virginia, who is an expert traditional archer and owns a small shop in his home. He and I shot all sorts of arrows until we found the correct spine for my bow. Personally, I like the feel and lack of noise of wood arrows in both target shooting and for hunting.

For those of you who like to make your own wood arrows, Raven Arrows, 993 Grays Creek Road, Indian Valley, Idaho 83632, (208) 256-4341, have bare shafts of fir, birch and cedar, tapered or parallel. Tom Rininger, owner and shaft-maker, hauls in the logs and dowels them down himself; I'm sure he would

be glad to help you get started. I make my own arrows using his fir shafts; it is a labor of love to start out with a bare shaft and end up with a beautifully custom-painted arrow, and a great way to spend a rainy or snowy day stuck in the house.

You may want to call a traditional supply company such as Kustom King Arrows, 1260 E. 86th Place, Merrillville, Indiana 46410, (219) 769-6640. They are experts in arrow crafting and make the finest arrows on the market, bar none. Tim or Gabrielle Cosgrove will be happy to help you get set up.

If you decide you prefer shooting aluminum arrows, your local archery shop can help you find what weight and size you need using a chart system.

## SHOOTING GLOVE OR TAB

Kustom King Arrows carry a large inventory of traditional equipment, shooting gloves and tabs. I personally prefer a tab because I can feel the position of the string better than with a glove. I have used both and found that a tab does not form a groove as does the glove after prolonged use.

## QUIVERS

Quivers are a must for any archer. I prefer a back quiver for 3-D shoots made by Alvin Chewiwi Custom Quivers, 10 Tribal Road 8, Bosque Farms, New Mexico 87068, (505) 869-3572. Alvin Chewiwi is the Michelangelo of quivers; each and every one is an absolute work of art. His workmanship is flawless, and his prices reasonable and comparable to mass-produced quivers. He also makes beautiful arm guards and carries natural fur string silencers that work better than any other I've ever tried. For hunting, I use a Lakota Quiver made by Alvin that hangs at waist height for easy arrow removal. I've used the Lakota quiver this past deer season and found it was perfect for hunting.

A back quiver is very traditional and I guess part of the mystique of traditional archery; one tends to envision Robin Hood when back quivers are mentioned. I've found a back quiver is not feasible for hunting as it can be noisy with arrows rattling and catching on branches and brush. Another

drawback to using the back quiver on a hunt is the movement of your arm reaching over your shoulder to draw arrow, which can warn your quarry.


There is a quiver made that sits in the middle of the back. I've used this quiver out west, where a lot of walking and climbing are involved. This unusual quiver was recently brought back in production (it was originally made back in the 1950's). It's called the St. Charles quiver made by Northwest Archery Company. It straps on like a back pack, and arrows are drawn from the side, just below the waist.

And lastly there's the bow quiver which either bolts on or straps onto your bow with Velcro. The strap-on model is usually used by longbow shooters because of the lack of bolt holes that a recurve has.

These are all great quivers, but each one has its own advantages and drawbacks. Again, you need to assess your individual preference, and choose one right for your needs.

Whatever you choose, longbow or recurve, wood arrows or aluminum, a back quiver or bow quiver, glove tab, traditional archery can be a great hobby and very conducive in hunting situations. This is one hobby I have stuck with over the years since it is just downright fun. Shooting a traditional bow may not be to your liking, but you may never know until you try.

*Greg Hise is an avid hunter who rarely hunts with anything but a longbow. During the summer months, he enjoys practicing at 3-D shoots. With his longbow, he has taken Mountain Lion, Antelope, Deer, Bear, Caribou and Javelina.*



### 1991 WORLD RECORD

#### Broadhead Flight Holder

## BI-DELTA

### Vane System

**Rapidly becoming the Preferred Design for 3-D and OVERDRAW Shooters.**

- \* A VENTED DESIGN for MINIMUM DRAG and CROSS-WIND DRIFT.
- \* The LIGHTEST VANE on the market, offering INCREASED VELOCITY and PENETRATION with STABLE, CONSISTENT BROADHEAD FLIGHT.
- \* A 4-inch model offering EXCELLENT PERFORMANCE, 4-FLETCHED and with OVERDRAWS.
- \* QUIET FLIGHT, sound measured against all standard plastic vanes and turkey feather fletching.
- \* A TOUGH, HIGH QUALITY WATERPROOF FLEXIBLE plastic, vanes will hold their shape even after passing through your target!
- \* You can FLETCH BI-DELTA VANES using any FLETCHING TOOL.

**\$3.00 per dozen, shipping included.**  
(NY residents add 8% sales tax.)

- 3" Hunter/Target, release aid, closed blade style heads 60-90 grs.
- 4" Hunter/Target, open blade heads 75-125 grs.
- 5" Hunter/Target Broadheads, 100 grs. and up

Colors: Fluorescent green, orange, pink, Bright red, green, yellow, white, blue.

Postal Money Orders Only.

**BI-DELTA VANE SYSTEMS**  
25 DEMPSTER, DEPT. VBH94  
BUFFALO, NY 14206

Telephone (716) 896-4734  
DEALER INQUIRIES WELCOME





# 1994 VIRGINIA STATE OPEN

Hosted by  
**SHERWOOD ARCHERS**  
**May 14-15**

## REGISTRATION FEES:

\$15.00 Single      \$30.00 Family (3 or more)

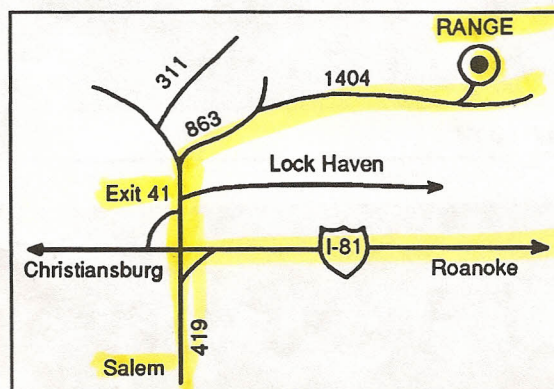
## REGISTRATION TIMES:

Friday • 6:00 p.m. to 9:00 p.m.  
Saturday • 7:00 a.m. to 8:00 a.m.

## START TIMES:

Saturday • 8:30 a.m.  
Sunday • 9:00 a.m.

**NOVELTY SHOOT AND LIGHT DINNER  
FRIDAY EVENING**



## PLACES TO STAY:

- Primitive Camping Available At Sherwood.
- Quality Inn Roanoke, Salem, (1-800-221-2222)
- Econo Lodge, East Main St., Salem, (1-800-446-6900)

## FOR INFORMATION OR PRE-REGISTRATION:

Stephen B. Dalton  
3614 Grandin Road, S.W., Roanoke, VA 24018  
Phone: (703) 989-8237

Charles P. Waybright  
Phone: (703) 366-9422

Pre-Registration Form (Print Clearly)

One Person Per Form; For Family, Fill Out One Form Per Person And Mail Together.

Name: \_\_\_\_\_  
(As listed on V.B.A. Card)

V.B.A.#: \_\_\_\_\_ Average \_\_\_\_\_

## Circle Those That Apply:

**SEX:** M F      **CLASS:** AA A B C Open Guest

**STYLE:** FS FSL BHFS BHFSL BH BB TRAD


**DIVISION:** PRO ADULT YOUNG ADULT YOUTH CUB SENIOR

You must have at least 2 scores within the last 12 months to be classified. (Prior to State Closed). If you don't have 2 scores you must declare AA or Open Class! To determine your average use your best 3 scores of last 7 and divide by 3, or the best 2 of last 5 or 6, or best score of last 2, 3, or 4 scores.



**VIRGINIA BOWHUNTERS ASSOCIATION, INC.**  
**Ann R. Boyd, Corresponding Secretary**  
**154 Wilkins Drive**  
**Winchester, VA 22602**

Bulk Rate  
U.S. Postage  
PAID  
Permit No. 21  
Bridgewater, VA 22812



---

***Remember –***  
***Turkey Season***  
***Opens***  
***April 16.***  
***Please***  
***Hunt Safely!***

---