



# VBA

## FLIGHT

**THE OFFICIAL PUBLICATION OF THE VIRGINIA BOWHUNTERS ASSOCIATION**



*Colin Dupill's first deer.  
Read his story on page 9.*



## VBA OFFICERS

### Rob Pecora, President

11211 Hume Road  
Hume, VA 22639  
540.364.3936 (home)  
rmpecora@gmail.com

### Terry Ballowe, Executive Vice President

1740 Edinburg Gap Road  
Edinburg, VA 22842  
540.984.8208 (home)  
terryballowe@yahoo.com

### Cay McManus, Field Vice President

1283 Terrell Mountain Rd.  
Lynch Station, VA 24571  
434.369.2022  
barebow@embarqmail.com

### Marie Bell, Executive State Secretary and Treasurer

1223 Jeanette Ave  
Vinton, VA 24179  
888.922.9536 (VBA)  
540.343.6097 (VBA Office)  
540.343.7334 (home)  
vbabowhunters@cox.net

### Joyce Cameron, Recording Secretary

3313 Harmony Hollow Road  
Front Royal, VA 22630  
540.635.8128 (home)  
jhcameron@embarqmail.com

### Jon Robertson, Hunting Vice President

14250 Lancaster Farms Dr.  
Disputanta, VA 23842  
804.397.5846  
jonrobertson@yahoo.com (primary)  
jbrobertson@ashland.com

### Bob Foster, NBEF/IBEP Director

3056 Crosen Court  
Oak Hill, VA 20171-1538  
703.758.5540 (home)  
rrfoster@verizon.net

### Irene Stocksdale, Publicity Director

3304 Bayfield Drive  
Dale City, VA 22193  
703.670.5003 (home)  
irene.stocksdales@gmail.com

VBA Homepage  
www.vbarchers.com

## FLIGHT NO. 4 VOL. 57

Published Quarterly  
Terry Ballowe, Editor  
1740 Edinburg Gap Road  
Edinburg, VA 22824  
540.984.8208  
540.333.1310  
vbaflight@yahoo.com

# From the President

Well, another year is upon us! Hope those of you that hunted this past season had much success or at least enjoyment. And for those shooting indoors this winter, I hope you are at least having fun and maybe improving your skills. Keep supporting your local shooting establishments and I hope to see you at the State Indoor Championship.

As I reported in my last article, we are quickly approaching our 75<sup>th</sup> year and plans are under way for some big celebrations. Again, I am trying to put together a new book about the history and events of the VBA and need your input. First I need an article from each club about its history and current offerings including amenities and nearby attractions. Please talk to your officers and make sure they are writing something up and give them any input you can. I would also like any articles from members, especially long time members and new members, about their experiences with the VBA, archery, and or hunting. I would also like to solicit adds to offset the publishing costs, so please send me any contact information you may have on any business or shops that may be interested. Has hard as I can try, I cannot do this alone, I need your help and support to make this book a reality.

I am also glad to report that membership in the VBA is still increasing at a nice pace. We ended the year with just over 1700 members. While many clubs saw some increased membership, Northern Virginia Archers were by far having the greatest increase. They now have over 500 members. They said that most of this increase was due to spreading the word about their club through social media. This can be a strong tool for growth as there are many people and archers out there that know nothing about the VBA or its affiliated clubs and use these outlets regularly. There was discussion about this at the January Meeting and the need for the VBA to set up a Facebook and other pages or accounts. No one at the meeting had the knowledge or time to undertake this action, so I am asking for any volunteers who are willing to help us with this task. With 1700 members there must be some knowledgeable and willing members to help get us started. Please contact me with any input you can and I urge the local clubs to do the same.

With spring and the outdoor season approaching, I am again urging all members to go out and support your local clubs by attending work parties and tournaments. Also, this year, please try to support the VBA by attending a State Tournament. Remember, you do not have to be the best archer in the state to participate, you only have to have the desire to go and meet new friends and have some fun with archery and help support the sport and hosting clubs. Anyway, I hope to see you out on the range this year!

Rob Pecora 

**FLIGHT Deadline**  
*The deadline for the Winter issue of FLIGHT will be March 23, 2015. Please submit articles of interest to the editor prior to that date. Send us your letters, stories or photos. This is your magazine and we encourage your contributions!*

## From the Executive Vice President

Happy New Year to all and I hope your Christmas was merry and you got all of the new archery toys you wanted your loved ones to buy you so you didn't have to buy for yourself. I also hope you had a productive hunting season and got your freezers filled with plenty of critters.

With the beginning of the indoor and outdoor seasons upon us I would like to stress the importance of supporting your local archery clubs and business', without you they could not survive and that would mean you would not have a place to shoot, practice, socialize or in some cases hide from the family. So go and check out your local clubs shoot schedules and also the VBA state shoots which are listed on the inside of the back cover of this issue. Also with the beginning of the national shoots already in full swing with the Lancaster shot already in the books I would like to say that several VBA members did very well and I would like to say congratulations to those who made a great showing for the state and hope everyone had a great time at the Lancaster shoot. For those who don't have the opportunity to shoot at these shoots you can follow them on line during the shoot. Good luck to everyone who attends Vegas and Louisville shoots in Feb and March.

I would like to thank those who have sent in photos and articles about their hunting season success' and would also remind you that even though the season is over you can still get your photos and articles into the Spring issue of *FLIGHT* magazine, we always looking for content for the next issue.

Terry Ballowe 


---

---

## SHOOTER OF THE YEAR AWARD

The Tournament Committee has been working on a Shooter of the Year Award. At the January meeting we agreed on a point system which would even the playing field for all shooters.

Each archer will complete the form recording scores from all sanctioned Field, Hunter or Combination rounds. At the end of the year, an average will be calculated and a 90% handicap will be factored in. To this score bonus points will be added. One point for each shoot on the card, two points for each State shoot (Indoor, Open and Closed). Only scores from Open and Closed will be counted, and two points for each zone archer participated in. It is the responsibility of the archer to complete the form and send to Cay McManus with a copy of the handicap card. The top three applicants will have their score cards verified by VBA.

Your comments and suggestions are always appreciated. You may phone me at 703-975-1475 or email [jimlittlejr@verizon.net](mailto:jimlittlejr@verizon.net). You may also have your club representative bring suggestions to the March meeting. 

### Doris L. Woods

The Order of the Golden Feather was recently informed and is sad to notify you that Doris L. Woods passed away on February 16, 2013 in Fisherville. She was a valued member of the Virginia Bowhunters Association and was elected in 1996 to its highest honor, the Order of the Golden Feather. In addition to being an avid archer, she fished often and loved wildlife. She will be sincerely missed by the many friends whose lives she touched – especially those in her former-VBA home club of Augusta. The VBA and the OGF extend our sincere belated condolences to her family and friends.

## From the Publicity Director

Just think, this time next year the VBA will be celebrating their 75<sup>th</sup> Anniversary. There is so much to do with the short time we have!

Now, to bring you up-to-date on some events and highlights that has transpired:

The VBA has lost three clubs, Augusta Archers, Blackwater Bowmen and Lake Country Archers, but we welcome back Staunton River Archers, a longtime club of the VBA.

The VBA State Indoors will be held at four locations, hosted by Belvoir Bowhunters, Bowhunters of Rockingham, Kingsboro Bowmen and Sherwood Archers. Please pay attention to the flyers regarding the shooting times and especially the shooters fees that was approved at the September's quarterly meeting.

We will miss the Westerns'! Clinton has stepped down as our Parliamentarian and Nancy Lee as Sherwood Archer's director. After many dedicated years to the VBA, both serving as VBA officers, they have decided to spend more time sightseeing and traveling.

The new upcoming officers will have a slight change. Bob Foster has accepted the nomination to become our new VBA President, effective in June. The elected officers have decided to remain in their current positions and the appointed officers will be filled at that time. Bob will be looking for someone to fill the position as NBEF/IBEP Director. See Bob's bio in this issue of FLIGHT.

Don't forget our upcoming Annual Awards banquet that will be on Saturday, March 21<sup>st</sup>, at the Keezletown Ruritan Club, Keezletown, VA. The directors have agreed on the buffet selections and discussed the silent auctions, door prizes and getting donations from members and the clubs. The flyer is in this issue and on the website. Any further information and/or changes will be sent out to the POCs. We hope that all the Double and Triple Crown, Bill Bennett and the Trophy Room Bowhunters awardees attend, so they can be recognized in person. Folks, this is your banquet, so let's try to exceed the numbers from the past years. Yes, guest are always welcome!

Bowhunters, please make sure that you have sent in your Applications for VBA Big Game awards with picture(s) to Marie Bell, by March 1<sup>st</sup> and you have filled out all the information that is required.

The VBA 2015 club shoot schedule, Indoor/Outdoor Range Inspection forms, the Application for VBA Big Game, the Affiliated and Club Directors listing, Club Zones, the events registration forms and FLIGHTS are on the website.

I have taken on a task to scan the 'old' issues of FLIGHT ranging from 2005 thru 1957. You might notice that some of the issues have been uploaded to the website. The other issues are in the process of being scanned, are very large or missing. The larger issues will be uploaded when the task is completed.

Those that subscribed to the Virginia Wildlife, have read Bob Duncan's article, especially when he mentions that they will be observing their 100<sup>th</sup> anniversary in 2016, moving to their new agency headquarters in northern Henrico County and their new 100<sup>th</sup> Anniversary emblem.

As you go to various sportsmen shows and events, you may see me there, as I continue to help the VDGIF with their upcoming events as a CWF volunteer.

Publicity Director,  
Irene Stocksdale 

## From the NBEF/IBEP Director


One of the questions I ask my students when I teach my IBEP classes is to show by raising their hands what size field points or broadheads they shoot: 145, 125, 100, less than 100 grains. The answer is always the same – the vast majority shoot 100 grains. Then I follow that up by asking “Why”? That’s where the discussion gets interesting. Most don’t have a reason, other than that’s what the shop where they bought their bow from recommended. If an archery pro shop sets up a bow, I take no issue with that at all. In fact, that’s exactly what I recommend to my students who are starting out – let a pro set you up. But I also want them to understand the trade-off between speed and penetration that is driven by what size point they put on the end of their arrow. So those two questions leads into a discussion on “Front of Center” or “F.O.C.” and what it means to a bowhunter.

F.O.C. is a relatively simple calculation. Measure the overall length of your arrow, from the bottom of the nock to the tip of your field point or broadhead. Let’s say my arrow is exactly 30 inches. Divide that number by 2. This is the mathematical center of your arrow and in my case, it is 15 inches. Then balance your arrow on a sharp edge. Measure that distance from the bottom of your nock. In my example, let’s say my balance point for a 75 grain field point is exactly 17 inches. Subtract the mathematical center (15”) from that distance (17 inches) and you get a balancing point that is 2 inches in front of the mathematical center. Divide by from the overall length (30 inches). The result is an F.O.C. calculation of 6.67% for a 75 grain point. If I do the same calculations with a 100 grain point, and it balances at 18 inches, or 3 inches in front of the mathematical center, the result is a F.O.C. calculation of 10%. If I repeat with a 125 grain point, and it balances at 19 inches, or 4 inches in front of the mathematical center, the result is a 13.33% F.O.C..

So what does all this math this mean to a bowhunter? Easton has spent a lot of time looking into arrow performance. Here’s what they say: “While F.O.C is less relevant in some bowhunting situations (short-range shots), it can be critical in others (long-range shots, when shooting low-poundage bows and fixing trajectory issues at the range). It’s generally accepted among archery experts that a high F.O.C. will fly with good stability, but will shed its trajectory quicker and nose-dive. An arrow with low F.O.C. will hold its trajectory better, but can fly erratically. Easton recommends an arrow with 10-15% F.O.C. for hunting setups and optimal accuracy – especially at long distances.” (Source: <http://www.eastonhunting.com/blog/what-is-f.o.c-and-how-does-it-affect-arrow-flight>).

Said another way, F.O.C. is a trade-off between speed and penetration. A lower F.O.C. reflects a reduced arrow weight and therefore increases speed (and as Easton says, flattens trajectory). A higher F.O.C. means an increase in weight, therefore decreases speed, but increases overall kinetic energy, therefore increasing penetration. So, for a bowhunter, if you are going after a game with fast reflexes, and longer shots are the norm (like stalking antelope) then you may want to maximize speed over penetration. On the other hand, if you are going after a heavy boned, but slower reacting game, (like elk or a moose), you would want to ensure your set up maximized penetration. And if you don’t like changing your set up, then go with a middle of the road approach, and use a point that gives you around that 10% -12%, range, and you will be good for most game you choose to go after.

Good Hunting!

Bob 



## New President's Article

Fellow VBA Members:

I am honored to assume the roles and responsibilities as President of the VBA. For those who do not know me, I thought it would be appropriate to provide a short summary of my background.

I began bowhunting when I was 16 years old. I lived in a very rural area of Tennessee, and I only knew of one other bowhunter in the entire county. There were no compound bows at the time, so I bought my first recurve bow down at the local hardware store – a Ben Person Colt (which I still own). With my new bow and some Port Oxford cedar arrows, I was off and shooting. Quite frankly I was not good with it at all. There were no archery magazines. There were no hunting channels or shows. I had no concept of spine or field point weight (there were no interchangeable tips; we used hot glue which was semi-permanent). So I taught myself by absorbing every bit of information I could find on archery. I climbed up and sat on tree limbs, because there were no climbing tree stands, much less climbing sticks, ladder stands or safety harnesses. Despite this rough start, I loved every minute of time spent bowhunting deer on our farm, and I became hooked on the sport.

I've had the opportunity to watch the evolution of archery over a lifetime. I watched the bloody fights between traditional archers and users of compound bows when they first came out. I heard the claims that they would destroy archery, they weren't primitive weapons, and all the deer would be killed; but archery and bowhunting both not only survived, but prospered. My first compound bow was a 4-wheeler (Jennings TriStar, if I remember correctly), and shortly thereafter I watched bows evolve into two wheelers. When bows that had let off percentages up to 50%, Pope and Young refused to allow animals taken with such modern equipment. Again, controversy ran rampant among our ranks, but we sorted it out and moved on. I saw my first cam mounted on the bottom limb of a recurve and shot by Jim Cox at the Salinas Bowmen Archery Club. My first climbing treestand was a Baker – a 12 x 12 inch platform that you were supposed to hug a tree to climb up to 10 feet then stand there with no fall restraint system. When fall restraint systems did come out (because bowhunters were falling out of trees), they started with a rope around the chest (which resulted in fatalities), then a wide band also around the chest (and also resulted in fatalities), next an upper body harness (that allowed bowhunters to slip out when they grabbed the rope), and finally to the 4 point full body harness we use today – clearly the safest in our history. I shot the first carbon arrows in 1985 (Beaman's that were made in France), and watched mechanical Broadheads go from very inefficient, energy sapping offerings to the sleek, lethal designs that rival any fixed broadhead on the market today. I won't say that I've seen it all, but I've come close.

My motivation to take on the duties and responsibilities of the President is simple – I love bowhunting and I love archery. And I want to see both not only survive, but prosper long after I'm no longer able to pull back a bow, or climb a tree when the fall comes around once more. I want to give back. So I want to work with the clubs that make up the VBA, as well as their membership, to ensure the VBA remains relevant and continues to meet their needs. I want to ensure we have a voice for both target archers and bowhunters and we are heard at state and national forums. And mostly I want us and our clubs to prosper and grow, so we can introduce a new generation of potential archers to the love of our sport we all share. I am truly humbled to serve and look forward to working with your to accomplish these things over my tenure.

Regards,  
Bob 



**Virginia Bowhunters Association  
Announces its  
Twentieth ANNUAL AWARDS BANQUET**

**Saturday March 21, 2014  
Keezletown Ruritan Club  
1118 Indian Trail Rd  
Keezletown, VA 22832**

**Social Hour: 6:00 – 7:00 p.m. Dinner: 7:00 – 8:00 p.m.  
Awards Ceremony: 8:00 p.m.**

**Tickets are \$25.00 per Adult 13 and over; \$12.00 for ages 7 thru 12 and No charge for ages 6 and under  
Clubs can collect the money along with the names of those attending or mail your check payable to the VBA  
and mail directly to:**

**Jon Robertson, 14250 Lancaster Farms Dr., Disputanta VA 23842**

**Meal features EXCELLENT buffet – BYOB**

**HUNTING AWARDS**

**Biggest Buck -1<sup>st</sup>-2<sup>nd</sup>-3<sup>rd</sup> [Antlers – Virginia scoring system]**

**Biggest Buck [weight] Biggest Doe [weight]**

**Biggest Bear [weight] Biggest Turkey [weight]**

**Double Slam**

**Triple Slam**

**TOURNAMENT ARCHERY AWARDS**

**Double Crown**

**Triple Crown**

**GUEST SPEAKER**

**TBA**

**DOOR PRIZES- RAFFLE – BIG GAME TROPIES DISPLAYED**

**Attendees are encouraged to bring trophies for display and enjoyment**

**Contact Jon Robertson at 804-397-5846 or [jonbrobertson@yahoo.com](mailto:jonbrobertson@yahoo.com)**

**Please send completed Big Game Applications to VBA Executive Secretary Marie Bell by March 1<sup>st</sup>.**

## AGENDA ITEMS

### Agenda Item Voted at January 2015 Meeting:

(4) VBA By-laws, Art. 4, Pg. 4 of 22, Field Vice-President: Make new sentence after second sentence to read, "shall be responsible for obtaining any/all State Champion awards and for VBA pin award's blue, red and white pins." **Passed** 37 yes, 1 abstension.

### Agenda Item for March Meeting:

(1) Add to Shooting Styles, Pg. 10, Sect. G-H: Traditional-Release, Same as G, add use of release and string loop - Use of stabilizer, 12" max. would change #2. Two classes only, women and men, 1st, 2nd, 3rd, no division breakdown. Effective immediately.

Justification: To bring in extra shooters who shoot Traditional Style, but shoot release and cannot compete at VBA shoots.

***Prince William Archers is changing 2 shoot dates due to conflicts with holidays, the April 5<sup>th</sup> Field and Hunter shoot will be moved to March 29<sup>th</sup> and the May 10<sup>th</sup> Field and Hunter shoot will be moved to May 3rd***


---

---

### *Wally and Winnie's Venison Salami*

2 pounds of ground venison  
2 TBSP Mortons Tender Quick  
1 TBSP Liquid Smoke  
1/2 tsp garlic powder  
1 tsp salt  
1 tsp pepper  
1/4 tsp onion powder  
1 tsp crushed red pepper

Mix together and let sit in covered bowl in refrigerator for two days, roll into 1/2 pound rolls and bake on a cookie sheet at 350 degrees for 1 1/2 hours. refrigerate and serve cold.





# My First Deer

On October 30, 2014, I shot my first buck during my first hunting season with my Diamond Bowtech bow. I am ten years old and have been interested in hunting for a long time. My dad has always talked about hunting on private land in his special place, but I was never old enough to go hunting until this year.

It was 3:30 a.m. on a Thursday morning when the alarm clock went off, but I was already awake because I was so excited for hunting with my dad. I have gone hunting, before but never to the special place. I took my scent free shower and got dressed in the garage, all dressed in scent free camouflage. We got into the truck and drove up to the hunting spot; it was still dark when we got there. The weather was freezing, but there was no wind. We got our gear out of the back of the truck and started heading toward our treestands which were right next to each other. It was a short hike, but a little hard because of crossing the creek and climbing the steep hill; still in the dark. Once we were at the stand, I climbed up and secured my harness. Then, I screwed in the bow hanger and rose up my bow. While I was getting ready, my dad was putting out scent, and then he climbed his treestand.



Two hours after we were set up, we saw a six point running down the hill. The deer was too far away and there were many bushes in my shooting lanes. Next, a spike ran right underneath me and stopped. I grabbed my bow, stood up, drew, aimed, shot, and missed. My bow bumped the crossbar of the treestand and the arrow flew over the deer's back into the mud. I was very disappointed, but my dad just laughed and told me to nock another arrow. He grabbed his rattle bag and began to call him back. Just as my dad rattled, the deer we thought was a six point charged up the hill about twenty yards away. I grabbed my bow, aimed, and shot, as my dad grunted. This time the arrow hit him right in the kill zone. I shot my first deer!

My dad suggested that we wait around two hours before we started to track my deer. Two hours felt like forever. When it was time to get down, we packed up our gear and put it in the back of the truck. Then, we began looking for signs of blood which we found on the top of the hill. It was easy to track at first, and we found my broken arrow leaning against a tree. Then the blood trail stopped. We started to look around for the deer and my dad found it lying near the vines and brush.

When we walked up on him, we realized it wasn't a six point, it was an eight point! I have never been that excited before. My dad told me that after you shoot an animal you need to thank God. So we said a prayer for the deer and for the experiences God gives us, and then began dragging him out of the woods.

My first deer is a great buck with a weird, unique rack! It weighed 140 pounds dressed. It is providing my family with meat and I get to have it mounted.

Colin Dupill  
Fifth grade/homeschooled  
Age 10



# THE TROPHY



Frank Emswiler, Bowhunters of Rockingham



Dalton Jenkins,  
Massanutten Archery Club



Erik Raynes, Bowhunters of Rockingham





# VBA Y ROOM



Chris and Conner Heater with Shane Heater's buck, Two Rivers Archery



Clint Keller, Massanutten Archery Club



Robert Yager,  
Bowhunters of Rockingham



Austin Knicely,



Cory Woodward,  
Bowhunters of Rockingham



Dana Coltin,  
Massanutten Archery  
Club




# THE TROPHY



Danny Korbini, Massanutten Archery Club



Lowell Hertzler,  
Bowhunters of Rockingham



Greg Singleton Belvoir Bowhunters



Hunter Munson, Massanutten Archery Club



# VBA Y ROOM



Hunter Heavner,  
Bowhunters of Rockingham



Wade Seal, Jr.  
Bowhunters of Rockingham



Dave Proctor,  
Bowhunters of Rockingham



Marcus Diehl,  
Bowhunters of Rockingham



Wayne East,  
Massanutten Archery Club



J. R. Kirby, Massanutten Archery Club





Nathan Kline, Bowhunters of Rockingham



Randy Armentrout, Bowhunters of Rockingham



Stacy Knighten, Bowhun



Reece Hensley,  
Massanutten Archery Club



Tommy Jenkins,  
Massanutten Archery Club

# THE TROPHY



# VBA Y ROOM



ters of Rockingham



Wade Colton, Massanutten Archery Club



Tony Hall, New River



Vance Cave, Two Rivers

## Wood Is Good & Seven Is Lucky

The Bow and arrow was drawn on a cave wall in Africa 35,000 years ago by someone. We have Greek bronze arrowhead artifacts from 500BC. The wooden arrow shaft can be as effective now for hunting as it was then.

As I sat in my tree stand watching three does at around fifty yards feeding on acorns something caught my eye to the left. At about 15 yards there stood a buck also watching the does. After releasing an arrow he disappeared down the ridge. I waited an hour and found him at the bottom of a big hollow. The fun began with the two hour drag out.

Archery is a great family sport and can put food on the table. Native Hunters and Fred Bear, founder of Bear Archery would be proud that the tradition continues.

Happy Hunting,  
Olin Bare 



# Two Rivers Archery Club 2015 Shoot Schedule

**April 26 Field and Hunter**

**May 31 Field and Hunter**

**June 20 & 21 Annual Field and Hunter and 3D**

**Sat night Coon Shoot**

**July 19 Field and Hunter, 3D**

**Aug 30 Dutch and Mertie Memorial**

**Field and Hunter, 3D**

**Breakfast Buffet and Lunch at each shoot**

**Registration 8:00am -**



**Game Management**

by Matt Knox, Deer Program Supervisor, VDGIF

# ***How to kill a big buck, guaranteed?***



*When hunting for big bucks, the first and most important formula is to make sure you are hunting where big bucks live. The second most important thing is to make sure you are prepared if luck comes your way. Consistently killing mature bucks is not rocket science, but it takes a fair amount of patience and woodsmanship. Photo by Leonard Lee Rue III*

**N**ow that I have your attention, I will give you my credentials. Am I a world famous deer hunter? No. Have I ever killed a big buck? No. In fact, I have only tagged two antlered bucks in the last 15 or 20 years, and I shot both of these less than 1/2 inch antlered spikes for does. So why should you read this article? Because I have been a deer biologist for nearly two decades I am not paid by any seed or gadget company. I do not make a living writing

deer hunting articles.

So how do you kill a big buck? It can be very easy. If ethics/fair chase and money are not an issue, find a commercial deer pen. I guarantee it, and so will they. Texas would be a very good place to start. Pay the money, show up, wait for the feeder to go off, and, *voila*, you can kill a big buck. Many, if not most, will take MasterCard or Visa, and promise confidentiality. Some operators will send you video or

photographs prior to your "hunt" so that you can pick out the big buck you want to kill beforehand. No sense in shooting a stranger. Other than the requisite "I killed a gigantic buck inside a pen" photograph, you will probably not ever have to touch the deer.

If you want to do it the old fashioned, cheap, and ethical way, you have to read the rest of this article. The bad news is that if you are still reading this article, it is very hard to



kill a big buck. But, there are about five deer hunting secrets that will increase your chances considerably.

First, and this is important, you need to be deer hunting on a property that practices Quality Deer Management (QDM), or hunting in a remote area where bucks naturally survive into older age classes because of low hunting pressure. Don't get me wrong. I am not advocating big buck hunting or QDM. However, if your objective is to kill a big buck and you are hunting on a property that kills every young buck they see, your chances of killing a big buck are very few to nonexistent. You might kill or just see one or two in a lifetime of deer hunting. You can't kill what is not there. To kill a big buck there has to be a big buck somewhere on the property. QDM in a free ranging deer herd does not guarantee a big buck, but it does increase your chances. The good news is if they are there, you will see the big buck sign, you will feel it, you will know it, which brings us to big buck secret number two.

This is the most critical hunt, the rut. It is that simple. For example, in Virginia this would be the 10-15 day period just prior to and including mid-November. Big bucks in the wild are smart. They did not get big and old by routinely walking in front of deer hunters. Most deer hunters who kill a basket rack six point yearling buck think they are a great deer hunter. What have they done? They have killed the dumbest deer in the herd. It is harder to kill a fawn, because of its mother, than it is to kill a yearling buck. If a big buck can be killed, it will be during the rut. Their sex drive is their Achilles heel. You only have about one good week each year.

Number three is also fairly important. Whatever you do, do not hunt just a few hours at dawn and a few hours at dusk. During the rut, you are almost as likely to see a big buck out in the middle of a field at noon, as at any other time. For example, several years ago when I worked in South Carolina, I drove into the biggest QDM club in my area at mid-morning and had to stop

my truck to let one of the largest deer I have ever seen in South Carolina walk across the road, paying no more attention to me than the man on the moon. After watching him walk across the road as if he owned the place, I drove on to the clubhouse. Guess what? Every hunter had already returned to the clubhouse (around 10:00 a.m.), and they were cooking breakfast. When I told them what had just happened, they all piled back on their four wheelers and raced back out to hunt. Every single one of them knew about the buck I had just seen, and they agreed that was exactly where he lived, but they hunted only 2-3 hours each day. The deer knew them, too! Talk to hunters that routinely kill big deer. You will learn that many of them are killed when the majority of deer hunters have already left the woods.


I have a friend in Virginia who typically kills 2 to 3 nice adult bucks each year. However, he and the other hunters on his hunting property do not shoot small bucks. He hunts hard during the rut, and when he goes up the tree with a safety harness, it is dark. When he comes down, it is dark again. I personally can't sit in a deer stand and watch the sun rise and set, but I do recommend it for about 10 days each year.

Number four is a catch all category. Get away from food plots, bait piles and permanent stands. Try not to smell like a man. Learn to use a grunt tube and rattle, and lastly, know your gun and bullet. Food plots may help grow big bucks, but they generally do not help kill them. To kill a big buck over a bait pile, you will need an infrared scope and a lawyer. Move around, mix it up. Permanent stands might as well have signs, bells, and whistles on them. Remember, you smell like a skunk to a deer. Wear rubber boots and think about the wind. If you have ever been downwind of a pig farm, then you know what you smell like to a deer. Do grunt tubes and rattling work? Absolutely, they do. But, when to, and where to, use them are as important as how to use

them. Years of time and effort may come down to 5-10 seconds and one shot. You have to know where the bullet is going. Any deer hunter who does not spend a few hours on the range before each fall checking his or her gun is setting themselves up for disaster. Shooting at, and hitting, one beer can over the hood of a pickup truck at 100 yards does not mean your rifle is sighted in.

Last, but not least, is number five. Pray for good luck. Luck is as important as numbers one through four, because there are very few deer hunters who routinely kill big bucks in the wild. They follow the advice in this article and then get lucky. It is not rocket science.

---

**Editor's note:** Matt Knox is the deer project supervisor for the Virginia Department of Game and Inland Fisheries. Knox, a regular contributor to our Game Management Column, continues to bring the latest biological facts to our publication and welcomes correspondence from our readers. Readers can feel free to contact him by e-mail at [matt.knox@dgif.virginia.gov](mailto:matt.knox@dgif.virginia.gov). 

This article first appeared in "Whitetail Times" magazine.



## VBA State Indoor Sectional Championship Hosted by The Belvoir Bowhunters



**\*\*\*Note:** To enter Fort Belvoir, all non-DoD affiliated passengers of every vehicle must undergo a personal background check using the person's social security number. Allow up to one hour to process through Tulley Gate, depending on the line at the gate. All passengers must have state or federal-issued picture ID such as driver's license or passport.

**DIRECTIONS:** Exit U.S. Route 1 (Richmond Highway) at traffic signal at Pohick Road. This intersection is the entrance to Fort Belvoir at Tulley Gate. Drive up Pohick Road to the security control point and visitor center and process through base security. Proceed south on Pohick Road to the first traffic light at Theote Road and turn right. Proceed approximately one-half mile to a stop sign at Warren Road and turn right. Proceed to Tompkins Basin, turning right at the intersection at the bottom of the hill. The Indoor Range is the long, white building (Bldg 778) on the right and set back from the road at the base of the hill. The Fort Belvoir Archery Center is located in the same building. Detailed map at: <http://www.belvoirbowhunters.com/>

## Fort Belvoir Archery Center Tompkins Basin Indoor Range Ft Belvoir, VA

### February 21 & 22, 2015

The Belvoir Bowhunters welcome you Friday evening (February 20) for Registration and Refreshments from 7 to 9 p.m.

### Rounds

	<u>Saturday</u>	<u>Sunday</u>
1 <sup>st</sup>	10 a.m. - 1 p.m.	10 a.m. - 1 p.m.
2 <sup>nd</sup>	1 p.m. - 4 p.m.	1 p.m. - 4 p.m.

A 30 Minute practice period will be held prior to each round beginning at 9:30 AM Saturday and 9:30 AM Sunday

#### Registration:

**By Mail: Must be received by Feb 15, 2015**

**In Person: at the Fort Belvoir Archery Center on  
Friday Feb 20: 7 p.m. - 9 p.m. &  
Saturday Feb 21: 8 a.m. - 9 a.m.**

**Send Pre-Registration form(s) to:**

**Kevin D. Brown  
6041 Bonnie Bern Ct.  
Burke VA 22015**

**MAKE CHECK PAYABLE TO BELVOIR BOWHUNTERS**

#### VBA Membership required to receive awards.

Fees: \$20 per adult family member; \$5 for each family member 17 and under; \$50 max per family  
Fill out this form completely. Please print clearly and only one person per form.

#### State Indoor Sectional Championship Registration

Name \_\_\_\_\_ Phone: \_\_\_\_\_  
Address \_\_\_\_\_  
City \_\_\_\_\_ State \_\_\_\_\_ Zip \_\_\_\_\_  
VBA # \_\_\_\_\_ Home Club \_\_\_\_\_

Circle those that apply:

**Division:** Pee Wee Cub Youth Young Adult Adult Senior Silver Senior Master Senior **Gender:** M F

**Style:** FS FS/F BHFS BHFS/F BH BB TRAD

**Round Preference** Sat: 1<sup>st</sup> 2<sup>nd</sup> Sun: 1<sup>st</sup> 2<sup>nd</sup>

# 2015 VBA STATE INDOOR CHAMPIONSHIP

*Hosted by Sherwood Archers*

*February 21<sup>st</sup> & 22<sup>th</sup>*

[www.sherwoodarchersroanokeva.com](http://www.sherwoodarchersroanokeva.com)



**Registration Times:**

*Friday 6-8:00pm*

*Saturday 7-8:00 for a.m. rounds*

**Rounds: Sat.: 1<sup>st</sup> 9-12:00**

**2<sup>nd</sup> 12-3:00**

**3<sup>rd</sup> 3-6:00**

**All registration must be in by noon Sat.**

***All rounds 1 hour earlier on Sun.***

**Must be a VBA member for awards. Please bring your VBA card.**

**Shoot one or both days (1 or 2 rounds) and take your best score.**

**Shooting fee is \$20 per adult, \$5 for 1<sup>st</sup> 2 youth, maximum \$50 per family.**

**Places to Stay**

La Quinta Inn (3 miles) 540-562-2717 Exit 141

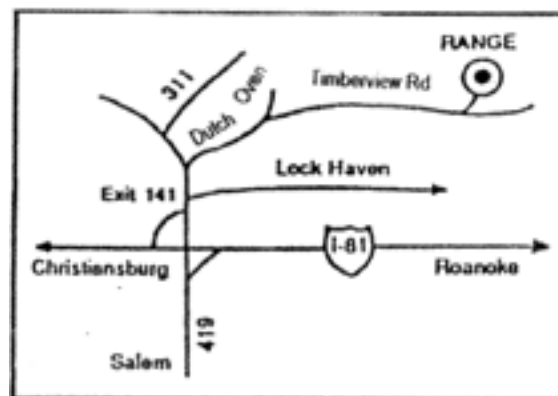
Quality Inn (3 miles) 1-800-456-4949 Exit 141

Holiday Inn Express (5 miles) 1-800-Holiday Exit 141

Super 8 (6 miles) 540-389-0297 Exit 137

Econo Lodge (6 miles) 540-389-0280 Exit 137

Comfort Suites (6 miles) 540-387-1600 Exit 137



***Make checks payable to:***

***Sherwood Archers***

*c/o Auvray Shumate*

*1619 Mountain Heights Dr.*

*Salem, VA 24153*

***Phone: 540-389-3369***

***Robbie Whittaker Trn. Chrm.: 540-676-4750***

***Club: 540-366-3701***

**Registration for VBA State Indoor Championship**

Please print clearly

Name \_\_\_\_\_ VBA # \_\_\_\_\_

Phone \_\_\_\_\_ 2<sup>nd</sup> Phone \_\_\_\_\_

Your Home Club \_\_\_\_\_

**Circle those that apply**

**Division:** PeeWee Cub Youth Young Adult Adult Senior Silver Sr. Master Sr. Guest

**Gender:** M F **Style:** FS/R FS/F BHFS/R BHFS/F BH BB TRAD





**2015 VBA State Indoor Sectional  
CHAMPIONSHIP**  
Hosted by Bowhunters of Rockingham  
February 21 & 22, 2015

**BOWHUNTERS  
OF  
ROCKINGHAM**

**Registration:**

Friday 6:00 – 8:00 p.m.  
Saturday 7:00 - 8:00 a.m. for 1<sup>st</sup> & 2<sup>nd</sup> round  
Until noon for 3<sup>rd</sup> round

**PreRegistration:** (Recommended)

By mail: Must be received by 2/13/2015  
To: Lowell Hertzler  
2895 Cedar Hill Drive  
Harrisonburg, VA 22802

**Shooting schedule: Saturday**

1<sup>st</sup> round 9:00 a.m. – 12:00 noon  
2<sup>nd</sup> round 12:00 noon – 3:00 p.m.  
3<sup>rd</sup> round 3:00 p.m. – 6:00 p.m.

**Sunday**

8:00 a.m. - 11:00 a.m.  
11:00 a.m. – 2:00 p.m.  
2:00 p.m. – 5:00 p.m.

Shoot one or both days (1 or 2 rounds and take your best score)  
(Two rounds may be shot the same day space permitting)

**Shooting fee:** \$20 per archer for the first two adult archers, \$5:00 ea. for the first two youth or younger archers, with a maximum of \$50 per family. Make checks payable to Bowhunters of Rockingham. (VBA Membership required to receive awards.)

**Lodging:** Closest motels are near I-81, Exit 247, US Rt. 33, in Harrisonburg

**Directions to BOR Range:** From I-81, Exit 247, take US Rt. 33 east  
Rt. 33 east 3.7 miles to light at Indian Trail Road (Rt. 620)  
Left on Indian Trail Road 1.3 miles to Longbow Road (Rt. 684)  
Right on Longbow Road .8 miles to BOR (Follow signs to BOR)

---

Fill out form completely – Please print clearly – Only one person per form

---

**VBA State Sectional Championship Registration**

Name: \_\_\_\_\_ Phone: \_\_\_\_\_

Address: \_\_\_\_\_

City: \_\_\_\_\_ State: \_\_\_\_\_ Zip: \_\_\_\_\_

VBA #: \_\_\_\_\_ Home Club: \_\_\_\_\_

Circle selections that apply:

**Division:** PeeWee Cub Youth Young Adult Adult Senior SilverSenior MasterSenior Guest

**Shooting Style:** FS FS/F BHFS BHFS/F BH BB Trad

**Gender:** M F **Round Preference:** 1<sup>st</sup> 2<sup>nd</sup> 3<sup>rd</sup>

---

For information call Lowell Hertzler 540-271-1811 or e-mail BLHertzler@Verizon.net

Virginia Bowhunters Association  
presents the  
**VBA Indoor Championship**  
*hosted by*  
**Kingsboro Bowmen**

February 21-22, 2015  
Wilcox Bait and Tackle  
9501 Jefferson Ave.  
Newport News, VA

*Pre-Registration Options...*

*By Mail:* (p/m by February 14,  
2015) Ed Bickham, 6353 Godwin  
Blvd Suffolk, VA 23432

*\*On-Site: Friday 2/20 5 PM - 7 PM  
Saturday 2/21 7 AM - 8 AM*

Adults \$20.00 , Youth \$5.00, \$50.00 Family Max



This is a State Championship!!!

- One 300 Round Required
- Highest single round counts
- Saturday Line Times: 9,12, 3
- Sunday Line Times: 8,11,2
- Shoot either day or both rounds in one day!



Contact: Ed Bickham 757-334-3310

[www.vbarchers.com](http://www.vbarchers.com)

[www.kingsborobowmen.com](http://www.kingsborobowmen.com)

and "Like" Us!!!

[www.facebook.com/KingsboroArchery](http://www.facebook.com/KingsboroArchery)



# NEW RIVER BOWHUNTERS AND THE VIRGINIA BOWHUNTERS ASSOCIATION INVITE YOU TO THE 2015 SPRING 3-D CLASSIC (Marked Distance) April 11th & 12th

- This is a two-day event and you may shoot one or both days - highest score counts.
- Shotgun start 9AM and 1:30PM Saturday; 9AM and 1:30PM (if necessary) Sunday
- NEW VBA Rules - IBO Classes. If you do not know your IBO class, please list equipment used
- 25 targets each day, marked distance

## Registration Times

Friday: 6-8PM  
Saturday & Sunday:  
7-8AM Morning Round  
7AM-12PM for Evening Round

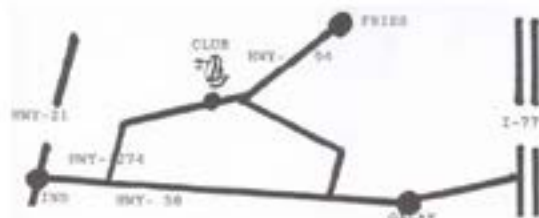
## For Additional Information

Tony Hall: (276) 233-0814  
Lloyd Overfelt: (276) 233-3829  
Larry Bouchard: (276) 233-0641

## Places to Stay

Hampton Inn: (276) 238-4605  
Grayson Inn: (276) 773-3313  
Holiday Inn: (276) 728-0204  
Knights Inn: (276) 236-5117

Limited primitive camping at club - first come, first serve basis



## VBA 3-D Classic Registration

(Pre-registration form MUST be postmarked by  
Saturday, April 4th)

(Fill out this form completely. Please print clearly and include only one person per form)

Fees: \$20 per person, \$50 max per family  
Mail to Tony Hall, 167 Coral Lane, Galax, VA 24333

Name: \_\_\_\_\_  
Address: \_\_\_\_\_  
City: \_\_\_\_\_ State: \_\_\_\_\_ Zip: \_\_\_\_\_  
Phone: \_\_\_\_\_  
Home Club: \_\_\_\_\_

Check those that apply:

<8 ☐ 9-12 ☐ 13-14 ☐ 15-17 ☐ 18+ ☐ 50+ ☐ 60+ ☐ 70+ ☐

The Flight System will be used to determine divisions.

Gender: Male ☐ Female ☐

Class (List your IBO Class): \_\_\_\_\_

Round Preference: Sat: Morning ☐ Afternoon ☐  
Sun: Morning ☐ Afternoon ☐



# Sherwood Archers

*sherwoodarchersroanokeva.com*

*Invites you to join us for our*

## *Annual Dogwood Tournament* *April 18<sup>th</sup> & 19<sup>th</sup> 2015*



**Casual Registration:** Sat. 8-Noon Sun. 8-Noon

**Field/Hunter Round Both Days:** *Shoot one or both days and take your best score.*  
**\$15.00 Single and \$25.00 Family.** *Additional round \$10.00 and \$15.00 family.*

**3-D Round:** *Shoot one time for score either day. \$15.00 Single and \$25.00 Family.*  
*Additional round \$15.00 (but cannot count for award) Can be shot as ASA Qualifier.*

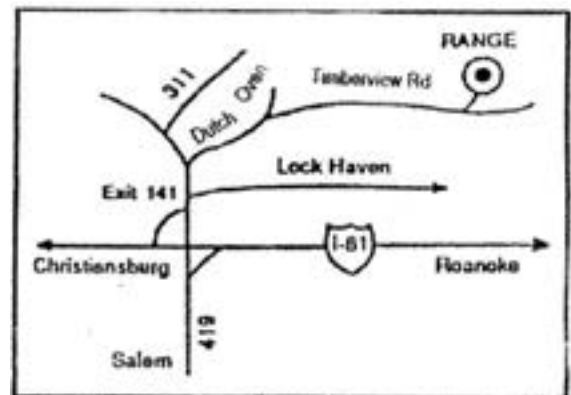
**You can shoot both events. Trophies for each event awarded on Sunday.**

***Breakfast and Lunch served daily. Possibly dinner and other events Sat. evening.***

### **Places to Stay**

La Quinta Inn (3 miles) 540-562-2717 Exit 141  
Quality Inn (3 miles) 1-800-456-4949 Exit 141  
Super 8 (6 miles) 540-389-0297 Exit 137  
Econo Lodge (6 miles) 540-389-0280 Exit 137  
Comfort Suites (6 miles) 540-387-1600 Exit 137  
Primitive Camping on site. (restrooms & showers).

***Call Robbie @ 540-676-4750 for more information.***  
***Club number: 540-366-3701***



***Massanutten Archery Club would like to invite you to attend our V.B.A. shoots to be held the following dates:***

April 19, 2015  
May 3, 2015  
June 7, 2015  
July 25 & 26, 2015 (Annual)

We were unable to have our shoots placed on the V.B.A. card so please mark your calendar and we hope to see you there.

---

**MASSANUTTEN ARCHERY CLUB**  
**2015 INDOOR WINTER LEAGUE SHOOT SET TO BEGIN**

Practice Days  
Sunday December 21<sup>st</sup> and 28<sup>th</sup>, 2014 (doors open around noon)

Sunday League starts January 4, 2015 (doors open noon, shoot at 1:00 pm)  
Thursday League starts January 8, 2015 (doors open at 6:00 pm, shoot at 7:00 pm)

4-Man team league shoots through March 2015. \$10.00 per shooter. If you can not fill a 4 man team and wish to shoot please come on to practice days or the first shoot and we will get you on a team.

---

**COMING JANUARY 2015!!!**  
**MASSANUTTEN ARCHERY CLUB MONEY SHOOT**  
Beginning Saturday January 17<sup>th</sup>, 2015 M.A.C. will be holding

Money Shoots

Doors open at 6:00 pm and shoots start at 7:00 pm

This is an unknown team shoot. Depending on attendance there could be two, three or four person teams drawn after the shoot to share the money. Shoots will be held every two weeks through March 2015. So come on out and shoot on a Saturday night for fun and money.

\$10.00 per shooter. Pay off based on that night's attendance.

M.A.C. indoor shoots are held at the indoor range located on Harmony Orchard Road, Front Royal, Va.

For further information or directions you may contact

Clint Keller – M.A.C. President  
virginiabowhunter@yahoo.com

# SINGERS GLEN BOWBENDERS

## 2015 SHOOTS

**JAN 11 – 300 INDOOR 8AM-1PM**

**FEB 6 -7PM VFAA INDOOR**

**FEB 7 & 8 – 8AM &12PM VFAA INDOOR**

**MARCH 29- 8AM-1PM 3-D FIELD&HUNTER**

**APRIL 26- 8AM-1PM 3-D FIELD&HUNTER**

**MAY 31- 8AM-1PM 3-D FIELD&HUNTER**

**JUNE 28- 8AM-1PM 3-D FIELD&HUNTER**

**JULY 26 - 8AM-1PM 3-D FIELD&HUNTER**

**AUG 30 - 8AM-1PM 3-D FIELD&HUNTER**

**SEPT 5&6<sup>TH</sup> VBA STATE CLOSED**

**WE OFFER 20YARD INDOOR RANGE (NFAA APPROVED)**

**28TARGET FIELD RANGE (NFAA/VBA APPROVED)**

**25 TARGET 3-D RANGES (IBO RULES)**

**FOR MEMBERSHIP INFO CALL (540)-271-2228**





# STAUNTON RIVER ARCHERY CLUB

15725 Rockford School Rd. Hurt, VA 24563



## 2015 SHOOT SCHEDULE

**JANUARY: 17 18**

**FEBURARY: 28, March 1**

**MARCH: 14 15** \*ASA Qualifier\*

**MAY: 16 17**

**JUNE: 20 21** \*ASA Qualifier\*

**JULY: 18 19**

**AUGUST: 29 30**

**SEPTEMBER 26 27 (First Annual Joe McManus Memorial Shoot)  
(VBA Hunter Round) (No 3-D)**

SHOOT TIME: 8AM TO 2PM, SCORES ARE POSTED ON [WWW.SHOOTARCHERY.COM](http://WWW.SHOOTARCHERY.COM)

**\* ALL SHOOTS WILL FOLLOW ASA RULES \***

### OFFICERS

**PRESIDENT: IAN RIGNEY – (434)546-3605**

**VICE PRESIDENT: STEVE SHEILDS - (540)494-9316**

**PERRY GAUZE – (434) 441-6747**



## APPLICATION FOR VBA INDIVIDUAL ACHIEVEMENT AWARDS

**Robin Hood** Any VBA member that telescopes an arrow in the highest scoring area on the target. (3-D targets and Maple Leaf Animals, the arrow would only need to be in the kill area). The Robin Hood must be shot at a VBA sanctioned shoot on a VBA approved range. The scorecard must be signed by 2 witnesses, accompanied by \$5.00 and sent to the VBA Executive State Secretary.

**500 Pin** Any VBA member that scores 500 or better at a VBA sanctioned shoot on a VBA approved range. The round must be shot from the adult stakes on a field, hunter or field/hunter combination round. The scorecard must be signed by 2 witnesses, accompanied by \$5.00 and sent to the Executive State Secretary.

**Perfect Animal** Any VBA member that shoots a 20 or higher on each of the 14 unit animal targets for a total score or 280 or more. The round must be shot from the adult stakes on a VBA approved range at a sanctioned VBA shoot. The scorecard must be signed by 2 witnesses, accompanied by \$5.00 and sent to the VBA Executive State Secretary.

Name: \_\_\_\_\_ VBA\_Number: \_\_\_\_\_

Address: \_\_\_\_\_

Phone No: \_\_\_\_\_ E-mail: \_\_\_\_\_

VBA Tournament: \_\_\_\_\_ Date: \_\_\_\_\_

**Award Applying for:** (please circle below)

Robin Hood Pin | 500 Pin | Perfect Animal Pin

Mail the application along with your witnessed score card and \$5.00 to:  
Marie Bell, Executive State Secretary  
1223 Jeanette Avenue,  
Vinton, VA. 24179

Note: Please make your \$5.00 check payable to "VBA".



# Application for VBA Game Awards



Date: \_\_\_\_\_

I, \_\_\_\_\_, \_\_\_\_\_, \_\_\_\_\_  
 (Print name as it appears on VBA card) (VBA Number) (Street Address)  
 \_\_\_\_\_, \_\_\_\_\_, \_\_\_\_\_  
 (City and State) (Zip Code) Phone No (Home or Cell)

Your Email Address \_\_\_\_\_ I hereby certify that I have harvested a  
 \_\_\_\_\_, (Buck) (Doe) (Bear) (Turkey) this year and that I am a member of the  
 Virginia Bowhunters, Inc., and in good standing at that time. I hereby submit an application for one or more of the  
 following VBA award:

- |   |  |
|---|--|
| <input type="checkbox"/> Bill Bennett Award (bear, deer, turkey from any state)                           | If first BB Award check here. <input type="checkbox"/> |
| <input type="checkbox"/> Largest VA Buck by dressed Weight  |  |
| <input type="checkbox"/> Largest VA Doe by dressed Weight   | Largest Carp by length _____                           |
| <input type="checkbox"/> Best Rack Score (in the VA System)   | Largest Gar by length _____                            |
| <input type="checkbox"/> Largest VA Bear by dressed Weight  |  |
| <input type="checkbox"/> Largest VA Turkey by live Weight   |  |
| <input type="checkbox"/> Double Slam for VA Bear, Deer, Turkey (circle 2) From Spring Turkey Season       |  |
| <input type="checkbox"/> Triple Slam for VA Bear, Deer and Turkey through Deer season, and the same year. |  |

Pertinent information is provided below:

VBA Club Affiliation: \_\_\_\_\_ Signed: \_\_\_\_\_  
 Date of Bow Harvest: \_\_\_\_\_ State Game taken in \_\_\_\_\_  
 Weight of Buck/Doe: \_\_\_\_\_ Big Game Tag Number: \_\_\_\_\_  
 Weight of Bear/Turkey: \_\_\_\_\_

(Note: Provide copy of Check Station Transport form or other weight information)

Time of Day: \_\_\_\_\_ (a.m./p.m.) Distance of Shot: \_\_\_\_\_  
 Type of bow: Compound: \_\_\_\_\_ Recurve: \_\_\_\_\_ Longbow: \_\_\_\_\_ Other: \_\_\_\_\_  
 Hunting method: Tree Stand: \_\_\_\_\_ Ground Blind: \_\_\_\_\_ Stalking: \_\_\_\_\_ Other: \_\_\_\_\_  
 Rack Score Using the Virginia System: \_\_\_\_\_

Name of Official Scorer (print): \_\_\_\_\_

(Note: Signed score sheet must accompany this application)

(If possible, include a picture with description of game harvested for publication in FLIGHT.)

Print Name and Signature of Witness: \_\_\_\_\_  
 (Person who saw game after it was harvested)

**THIS APPLICATION MUST BE RETURNED WITHIN 90 DAYS OF HARVEST (BUT NO LATER THAN MARCH 1<sup>st</sup> AFTER THE SEASON) TO: VBA EXECUTIVE STATE SECRETARY, MARIE BELL, 1223 JEANETTE AVENUE VINTON, VA. 24179**

Note: If possible, please include a picture of yourself with the game giving the name and description of game on back for identification. First, second and third place awards are available for each size category of the big game; carp and gar have only a first place award. The first Bill Bennett award is a Plaque and following award are cast arrows.



731 Ports Hill Drive  
Hemingway, South Carolina

## Trophy Whitetail Deer Hunts

2 Day Semi-guided Hunt \$ 850  
3 Day Semi-guided Hunt \$ 1,275  
4 Day Semi-guided Hunt \$ 1,650  
5 Day Semi-guided Hunt \$ 2,000  
Prices include meals and lodging  
Archery season begins August 15th  
Gun season runs September 1st to  
January 1st

***Providing outfitting services for  
all of your hunting and  
outdoor needs***

**Family Owned and Operated  
Third Generation Hunting Guide**

**Call Toll-Free: 877-664-2600  
Mobile: 843-833-9817  
guide@wildblue.net**

**WWW.HUNTINGLODGE.NET**

**2003 North American Hunting Club  
Dodge Outfitter of the Year**

## Spring Turkey Hunts

2 Day 1-on-1 Guided Hunt \$ 850  
3 Day 1-on-1 Guided Hunt \$ 1,200

Prices include meals and lodging  
State bag limits apply: 2 Toms per  
day, 5 per season  
Better than 95% success rate year  
after year

## Wild Boar Hunts (True-Free Ranging)

2 Day Semi-guided Hunt \$ 750  
3 Day Semi-guided Hunt \$ 1,100  
4 Day Semi-guided Hunt \$ 1,425  
Prices include: 2 hunts per day, 2  
hogs per day, lodging and guide.  
Season is year-round, but we limit  
our season to January 4th to March  
15th due to the hunting being more  
productive during this time.



# 2015 VBA Calendar of Events

## VBA Meetings

March 21 VBA Banquet

March 22 Meeting

June 6 - 7

September 19 Scheduling Meeting

September 20 Meeting

## Tournaments 2015

State Indoor February 21 - 22

Spring 3-D Classic April 11 -12

State Open May 23 -24

Fall 3-D classic August 15 - 16

State Closed September 5 - 6



Visit the  
VBA Homepage!  
[vbarchers.com](http://vbarchers.com)



## Conservation Scholarship

Just a reminder that the VBA has a \$500.00 Conservation Scholarship Available each year [providing funds are available]. Written request for the scholarship must be submitted to the VBA President by March 1st for approval by the directors. VBA members and their immediate family members are eligible. Scholarship can be used at any institute of higher learning for Forestry or Wildlife Conservation/Law Enforcement.



## Change of Address?

If you have had a change of address and are not receiving your *Flight* newsletter, please fill in the following information and send to

**Marie Bell, Executive State Secretary**  
1223 Jeanette Ave  
Vinton, VA 24179

Name \_\_\_\_\_

Address \_\_\_\_\_

City \_\_\_\_\_ State \_\_\_\_\_ Zip \_\_\_\_\_

*flight*

## Advertising Rates for *Flight*

1/6 page • 2 3/8" x 5" • \$20

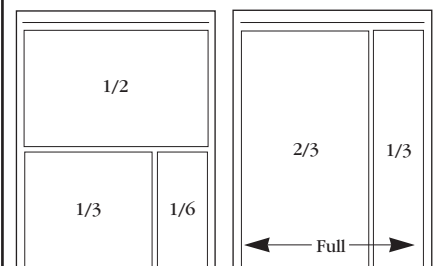
1/3 page • 5" x 5" • \$35

1/2 page • 7 1/2" x 5" • \$60

2/3 page • 5" x 10" • \$70

Full page • 7 1/2" x 10" • \$100

*(Price is based on camera-ready art.)*





---

VIRGINIA BOWHUNTERS ASSOCIATION, INC.

Marie Bell, Executive State Secretary

1223 Jeanette Avenue

Vinton, VA 24179


Presorted standard

U.S. Postage

**PAID**

Permit No. 78

Harrisonburg, VA



**You can't  
hit the five  
ring sitting on  
the couch, head to  
the indoor range  
for some target  
hunting.**

## **ORDER OF THE GOLDEN FEATHER**

### **NOMINATIONS DUE IN MARCH**

The VBA Order of the Golden Feather was created to honor those persons who have given unselfishly of their time and talents toward the betterment of archery and archers. Recipients are persons who possess the virtues of sportsmanship, character, morals, integrity and friendship. As a reflection of the substance for membership, only 80 people have been elected to the Order in the past 71 years.

To be qualified, a candidate must be member in good standing of the VBA at the time of nomination, must have a minimum of ten successive years' membership in the VBA and must be sponsored by three VBA members of good standing or by a VBA Club.

This article is a reminder that candidates must be submitted to the Board of Directors at the March meeting for this year. Nominations must be in writing and be signed by sponsoring individuals or a Club officer. Successful nominees have always performed duties or had an impact outside their immediate club.

Details can be found in Article 16 of the VBA By-Laws.